



Product Specification Sheet

BuzziPleat Light us

— By 13&9 Design

An avant-garde solution

BuzziPleat Light delivers exceptional sound control with an architectural edge thanks to its architectural folds made from our hero material, BuzziFelt. The suspended lighting solution can be equipped with BuzziSol, a powerful LED light source, or a retrofit option.



The Family

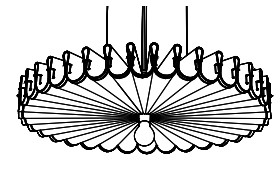

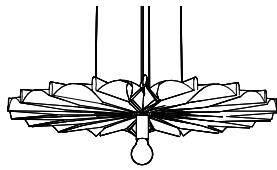
Models

BuzziPleat Light Edel

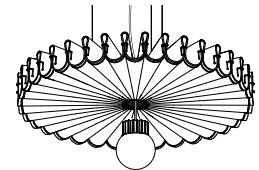
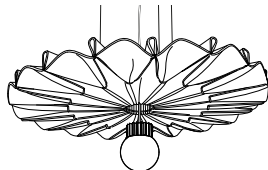
BuzziPleat Light Edel Long

BuzziPleat Light Ripple


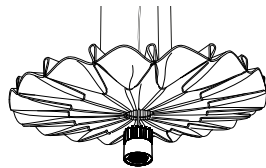
**Retrofit E26
(bulb excluded)**



LED Solo Globe

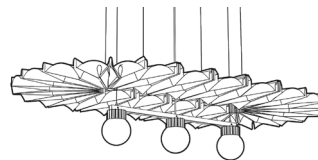


LED Solo Spot

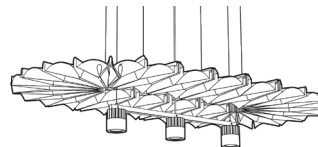


Lighting Units

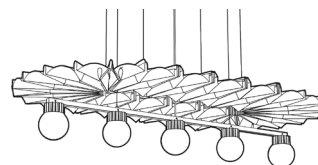
LED Trio Globe



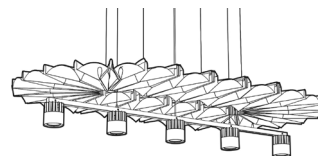
LED Trio Spot



LED Quintet Globe



LED Quintet Spot



Required order information

- 1. Model
- 2. Size
- 3. BuzziFelt Color
- 4. Option Extra Layer BuzziFabric
- 5. Light Option
- 6. Mounting System
- 7. Color Lace

Lighting Data

Lighting Units

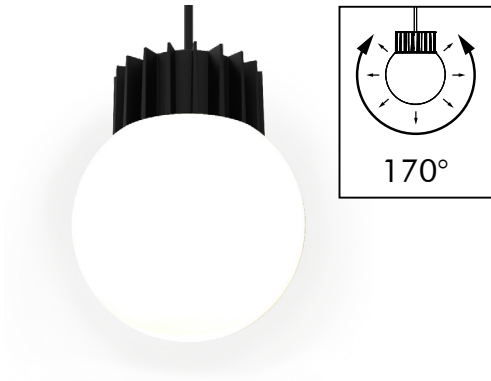
Retrofit Lighting unit



BuzziSol Solo retrofit includes 1 x E26 fitting.
BuzziSol Trio retrofit includes 3 x E26 fitting.
Bulb excluded, max.100W

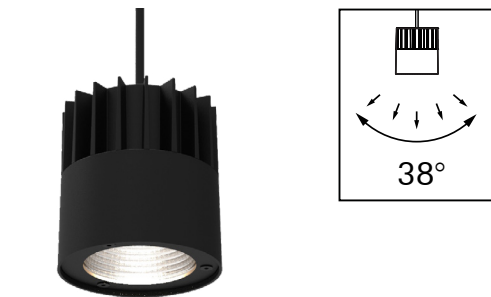
LED

Globe



BuzziSol is a LED fixture consisting of 1 (BuzziProp Small) or 3 (BuzziProp Beam) powder-coated black heatsink with LED chip on board (COB) light source(s).
The product can be finished with a frosted glass globe diffuser which spreads the light in a large beam angle of 170°, enlighting the surroundings or a reflector spot adaptor directing the light with a beam angle of 38° downwards.

Spot



BuzziPleat Light

Model: Edel | Ripple
Medium | Large

Lighting Options

Characteristics

Lighting Unit	Voltage Input	Technical	Visual
Retrofit Solo	110-120V	Wattage: Max. 100W	Color: Power Cable: Black Ceiling Canopy: Black

Lighting Options

Characteristics

Lighting Unit	Voltage Input	Color Temperature	UGR (Diffuser type)	Dimming	Technical	Visual
LED Solo	100-240V/277V	2700K 3000K 3500K 4000K	23 (Globe)	1-10V	Power consumption: 19W Light output: 1500 Lm Efficacy: 79 Lm/W CRI: > 90	Color: Power Cable: Black Ceiling Canopy: Black
			12 (Spot)	1-10V	Power consumption: 19W Light output: 1500 Lm Efficacy: 79 Lm/W CRI: > 90	

Model: Light Edel Long Medium

Lighting Options

Characteristics

Mounting

Lighting Unit	Voltage Input	Technical	Visual	Options
Retrofit Trio	110-120V	Wattage: 3 x Max. 100W	Color: Power Cable: Black Ceiling Canopy: Black	2 cables of 78.74" - 196.85" Alu or Black

Lighting Options

Characteristics

Mounting

Lighting Unit	Voltage Input	Color Temperature	UGR (Diffuser type)	Dimming	Technical	Visual	Options
LED Trio	100-240V/277V	2700K 3000K 3500K 4000K	23 (Globe)	1-10V	Power consumption: 60W Light output: 3 x1500 Lm Efficacy: 75 Lm/W CRI: > 90	Color: Power Cable: Black Ceiling Canopy: Black	2 cables of 78.74" - 196.85" Alu or Black
			12 (Spot)	1-10V	Power consumption: 60W Light output: 3 x1500 Lm Efficacy: 75 Lm/W CRI: > 90		

Model: Light Edel Long Medium

Lighting Options

Characteristics

Mounting

Lighting Unit	Voltage Input	Color Temperature	UGR (Diffuser type)	Dimming	Technical	Visual	Options
LED Quintet	100-240V/277V	2700K	23 (Globe)	1-10V	Power consumption: 90W Light output: 5 x 1500 Lm Efficacy: 83 Lm/W CRI: > 90	Color: Black Ceiling Canopy: Black	2 cables of 78.74"- 196.85" Alu or Black
		3000K					
		3500K					
		4000K					
			12 (Spot)	1-10V	Power consumption: 90W Light output: 5 x 1500 Lm Efficacy: 83 Lm/W CRI: > 90		

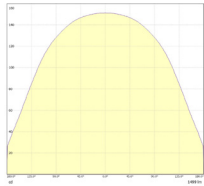


CE CB

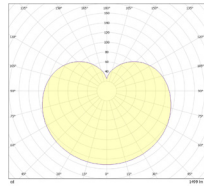
Photometric Data

BuzziPleat Light BuzziSol Solo

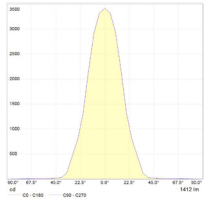
LED Solo Globe Cartesian diagram



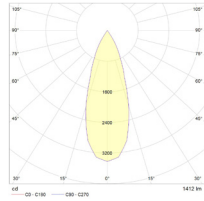
LED Solo Globe Polar curve



LED Solo Spot Cartesian diagram

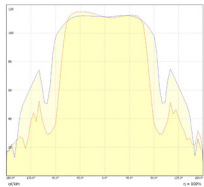


LED Solo Spot Polar curve

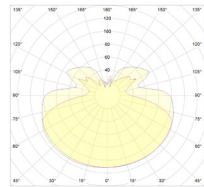


BuzziPleat Light BuzziSol Trio

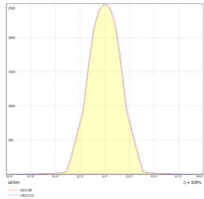
LED Trio Globe Cartesian diagram



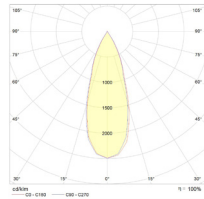
LED Trio Globe Polar curve



LED Trio Spot Cartesian diagram

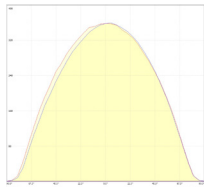


LED Trio Spot Polar curve

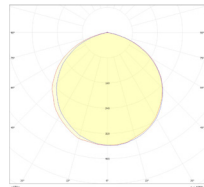


BuzziPleat Light BuzziSol Quintet

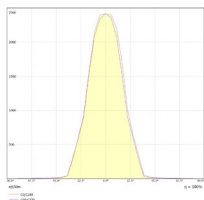
LED Quintet Globe Cartesian diagram



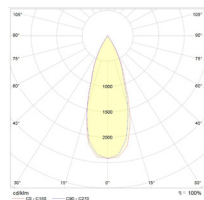
LED Quintet Globe Polar curve



LED Quintet Spot Cartesian diagram



LED Quintet Spot Polar curve



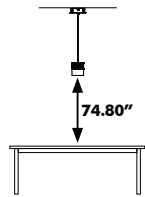
Tips and Tricks - Light Options

To enlighten your workplace with optimal lux levels take following measurements into account:

BuzziPleat Light BuzziSol Solo

Solo Spot

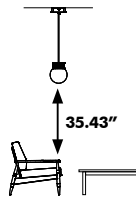
Office,
Meeting room



500 Lux

Solo Globe

Office,
Meeting room

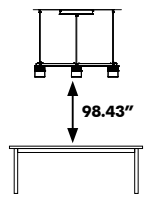


100 Lux

BuzziPleat Light BuzziSol Trio

Trio Spot

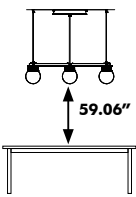
Office,
Meeting room



500 Lux

Trio Globe

Office,
Meeting room

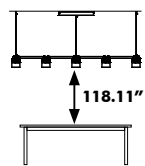


500 Lux

BuzziPleat Light BuzziSol Quintet

Quintet Spot

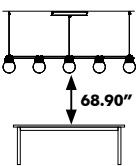
Office
Meeting room



500 Lux

Quintet Globe

Office,
Meeting room



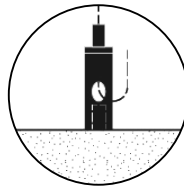
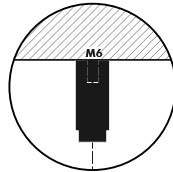
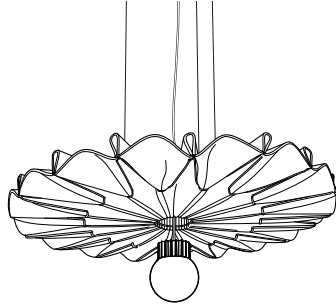
500 Lux

* According to EN12464

Product Data

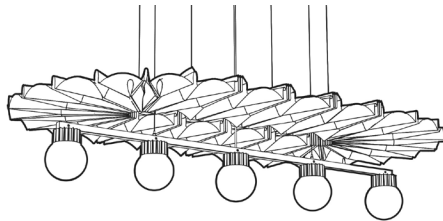
Fixing System

Fixing System Acoustic Panel



BuzziPleat Light Edel and Ripple are suspended on 3 cables of 78.74" or 196.85" black or alu colored cables, with fixing system screw.

BuzziPleat Light Edel Long is suspended on 4 cables of 78.74" or 196.85" black or alu colored cables, with fixing system screw.



Fixing System Lighting

The light element of BuzziPleat Light Edel Long is suspended independently from the acoustic panel with 2 cables of 78.74" or 196.85" black or alu colored cables, with fixing system screw.

⚠ If installing on suspended ceiling, verify load capacity prior to installation. Ensure a min distance of 3.94" between the felt shade and the LED luminaire.

Acoustic Panel



The acoustic panel consists of one layer of BuzziFelt, with an OffWhite or Black lace. The lightweight sculptural shade is created by pleating or smocking sound absorbing BuzziFelt. The architectural folds maximize surface area, delivering exceptional acoustic performance.



Absorption



Diffusion



Mid tone



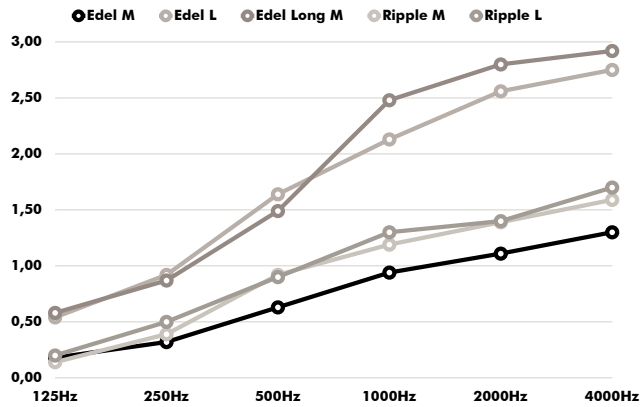
High tone

Optional: an extra layer of BuzziFabric can be added on 1 side (only in combination with OffWhite or Anthracite Felt).

Acoustics Data

BuzziPleat Ceiling Suspended

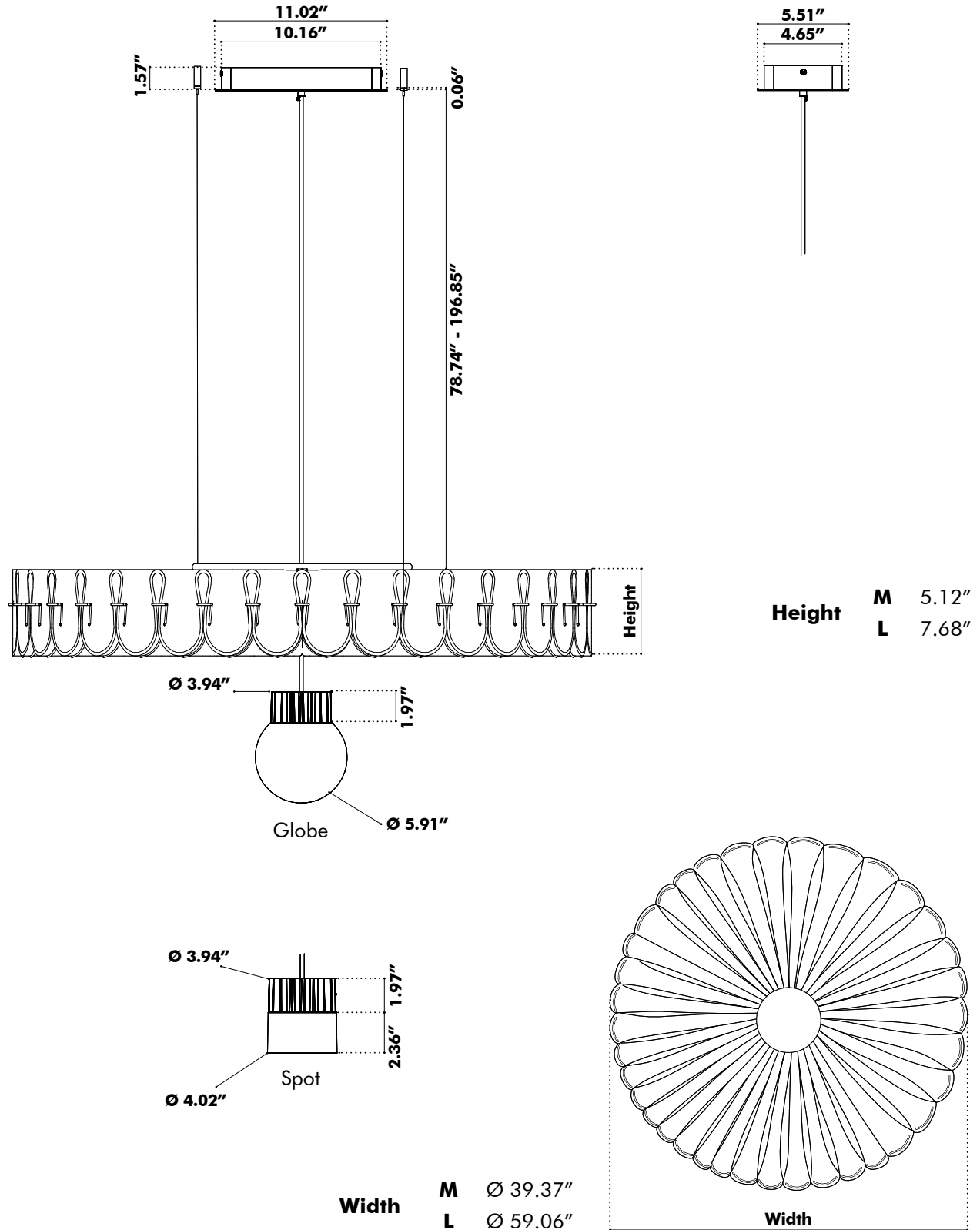
Equivalent sound absorption area in m² per object



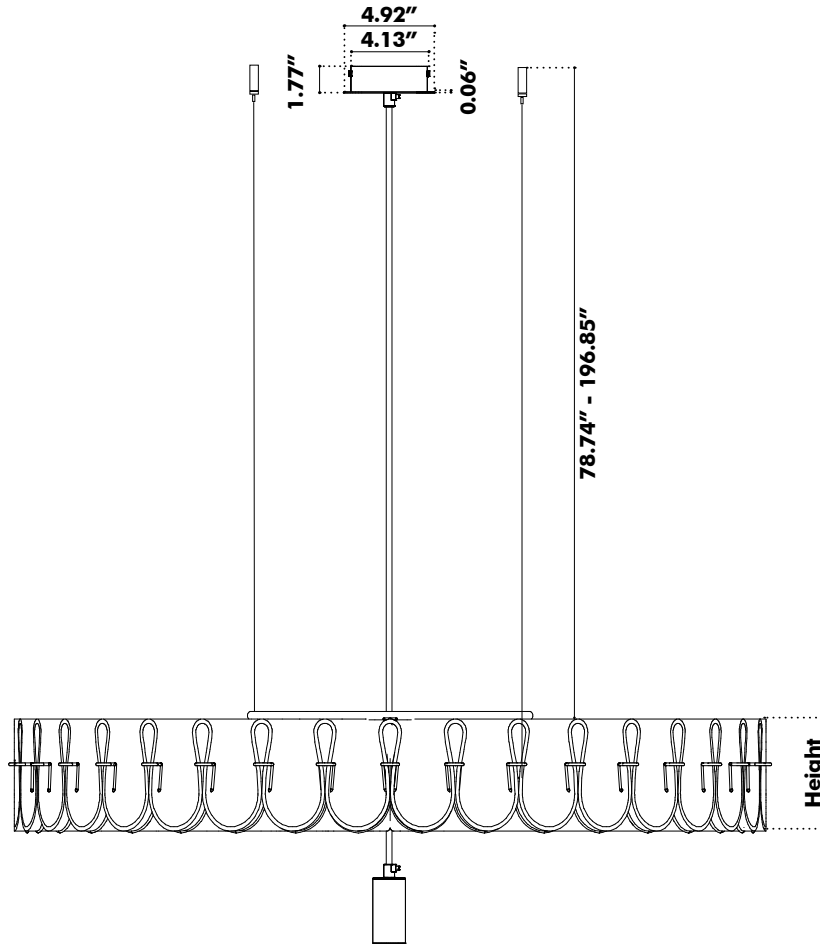
Hz	Edel M Aeq/m ²	Edel L Aeq/m ²	Edel Long M Aeq/m ²	Ripple M Aeq/m ²	Ripple L Aeq/m ²
125	0.18	0.54	0.58	0.14	0.20
250	0.32	0.92	0.87	0.39	0.50
500	0.63	1.64	1.49	0.92	0.90
1000	0.94	2.13	2.48	1.19	1.30
2000	1.11	2.56	2.80	1.39	1.40
4000	1.30	2.75	2.92	1.59	1.70

Dimensions

BuzziPleat Light Ripple LED

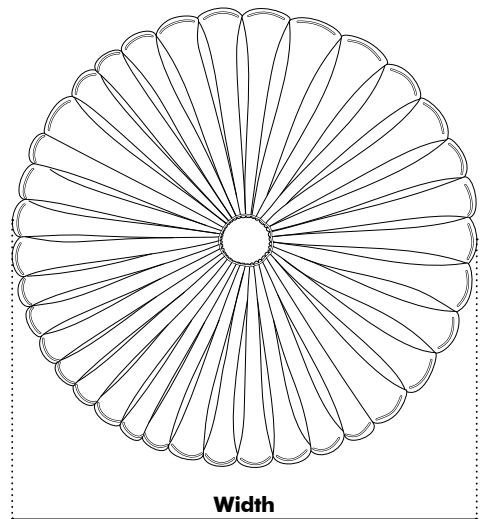


BuzziPleat Light Ripple Retrofit

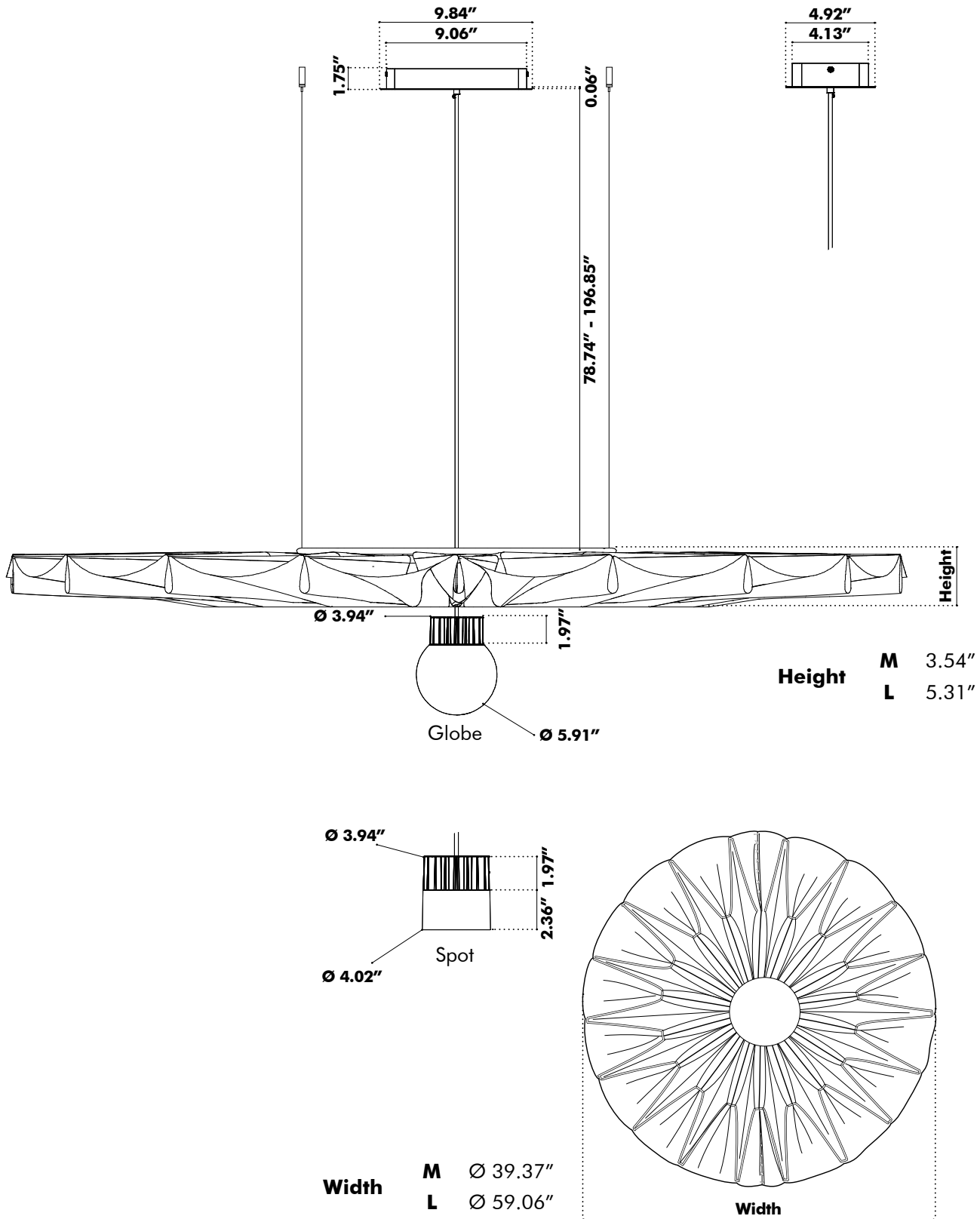


Height
M 5.12"
L 7.68"

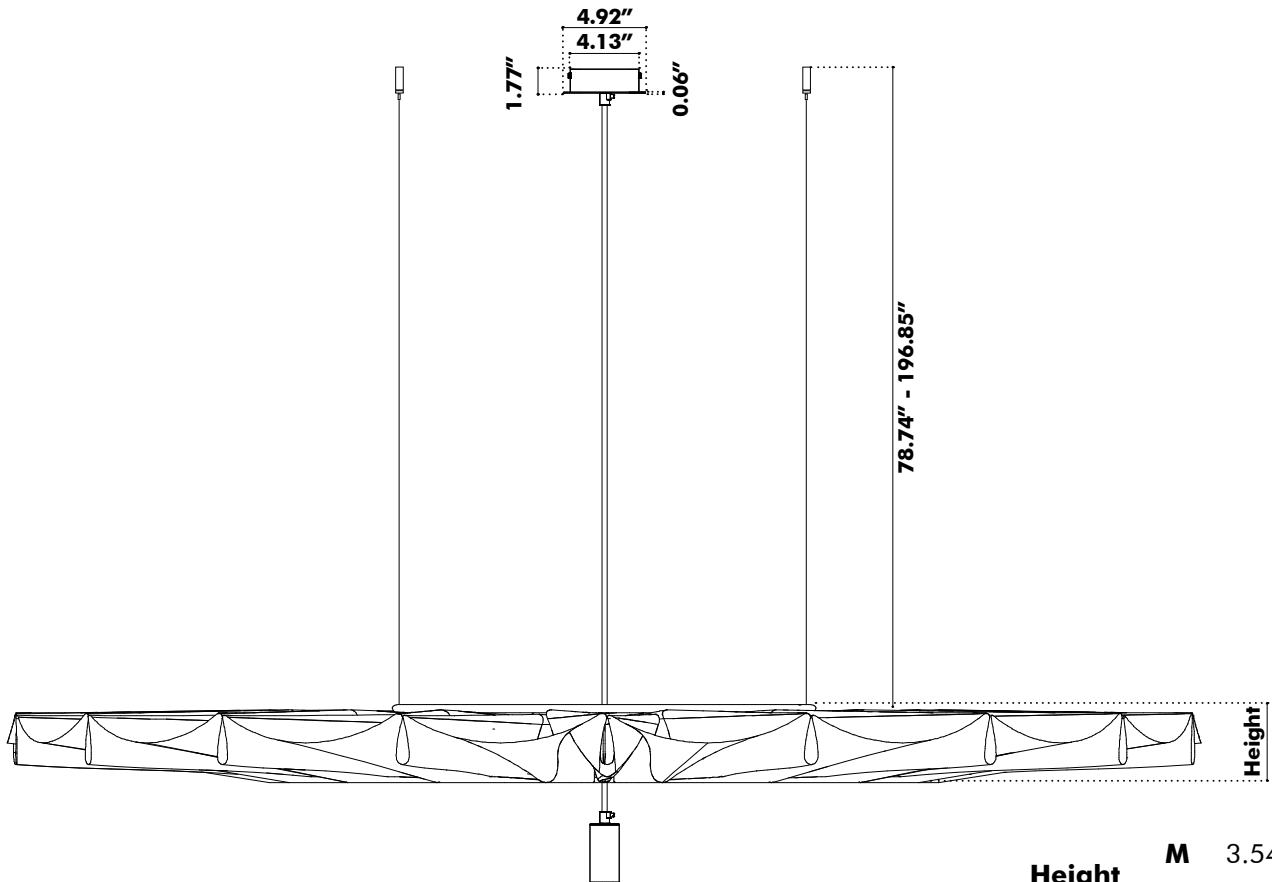
Width
M Ø 39.37"
L Ø 59.06"



BuzziPleat Light Edel LED

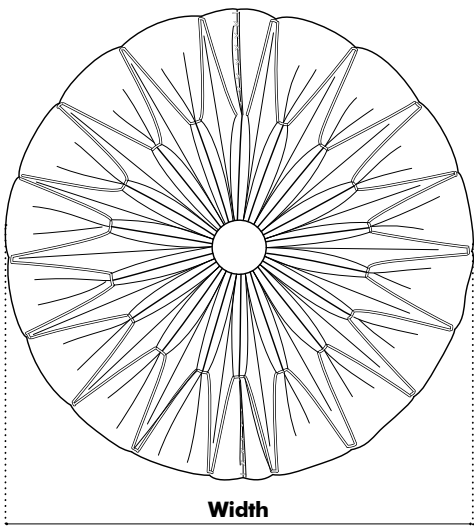


BuzziPleat Light Edel Retrofit

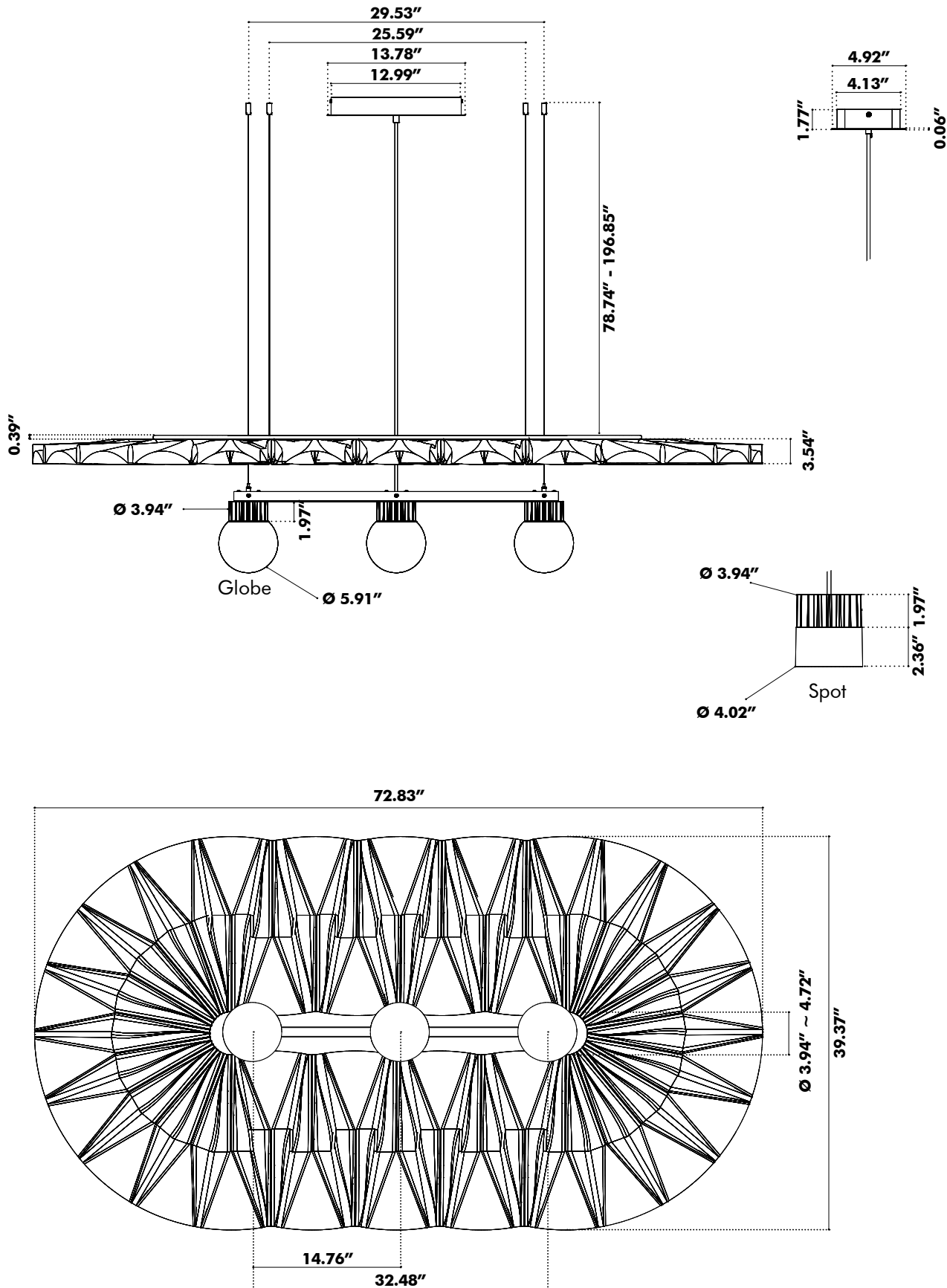


Height	M	3.54"
	L	5.31"

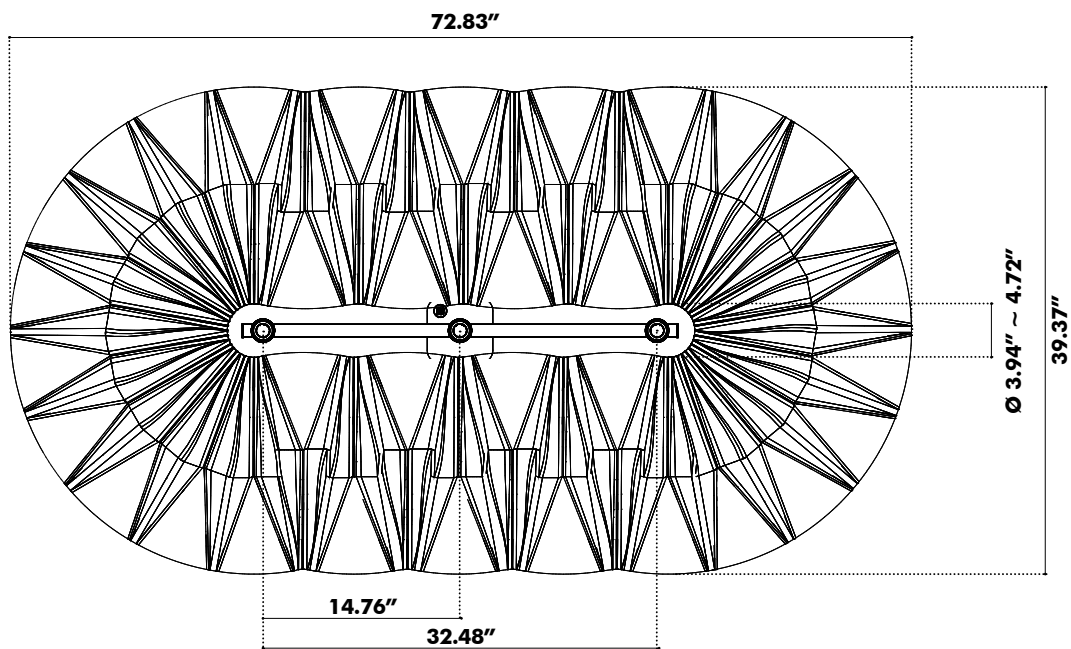
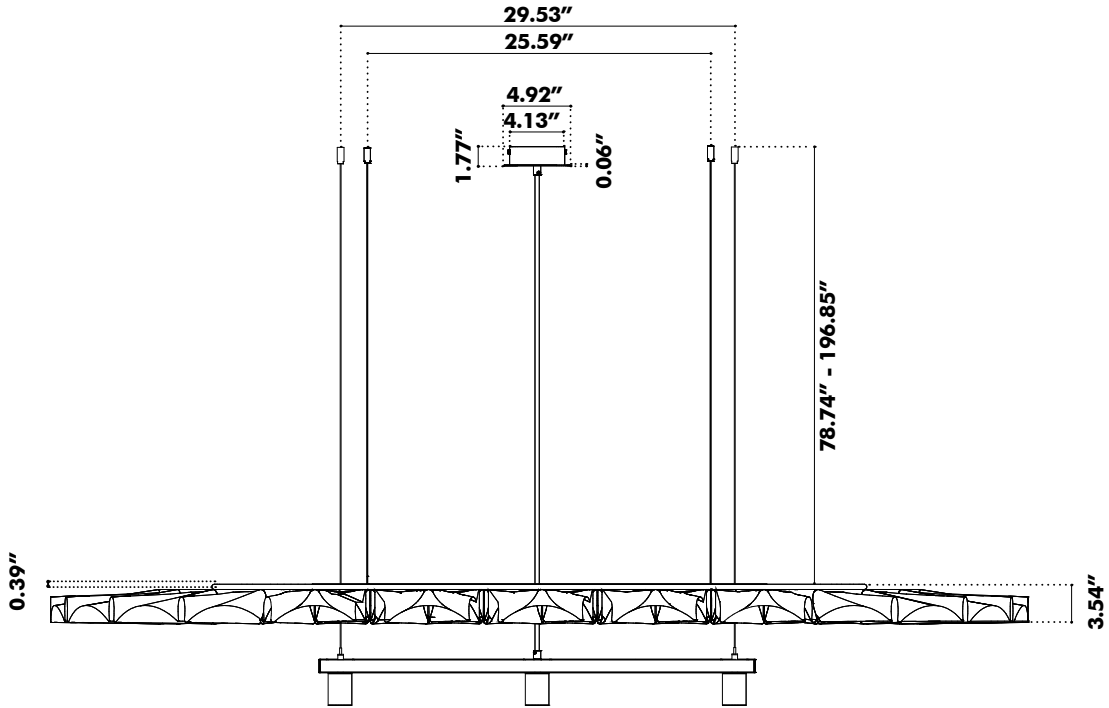
Width	M	Ø 39.37"
	L	Ø 59.06"



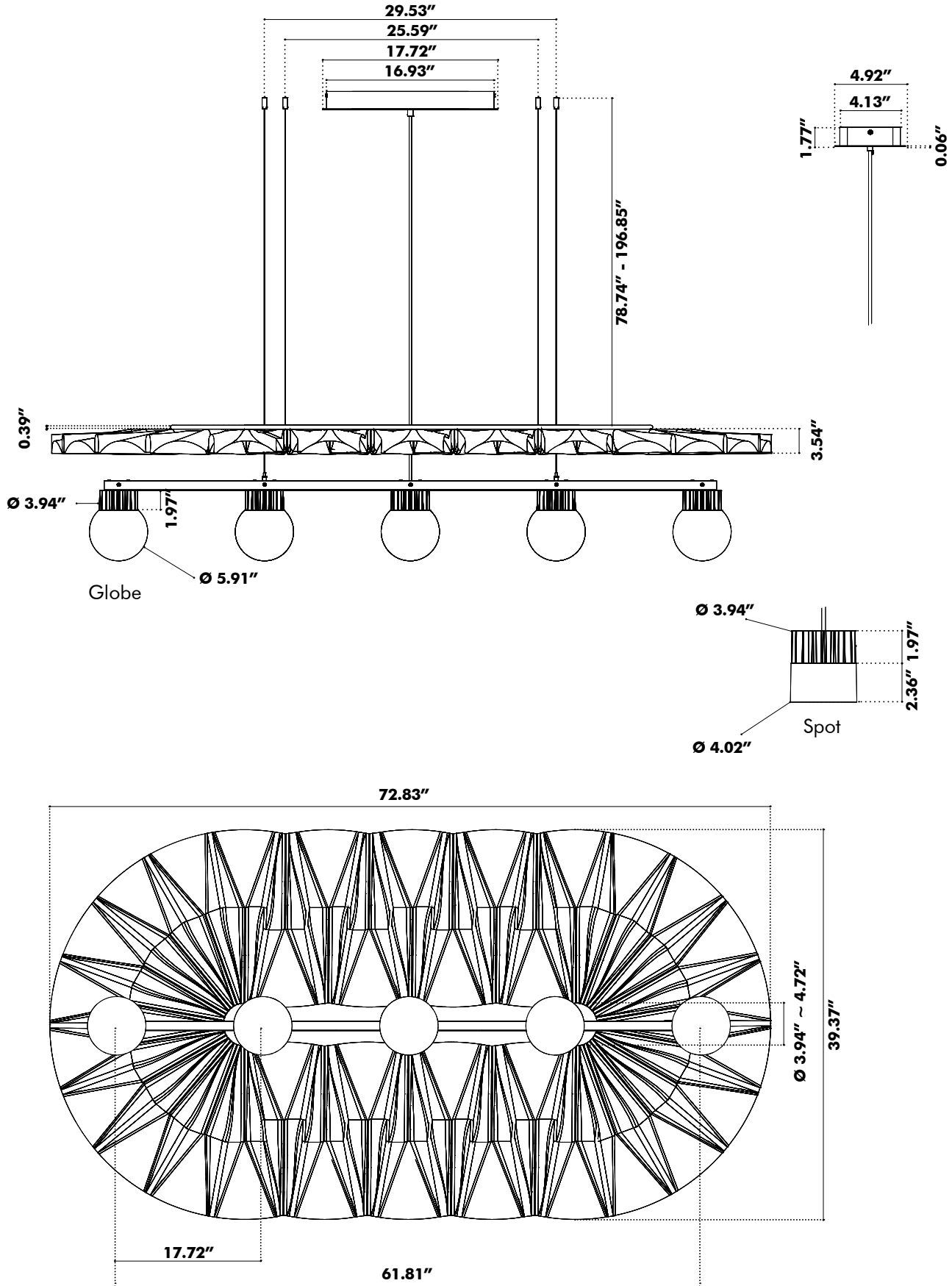
BuzziPleat Light Edel Long Trio LED



BuzziPleat Light Edel Long Trio Retrofit

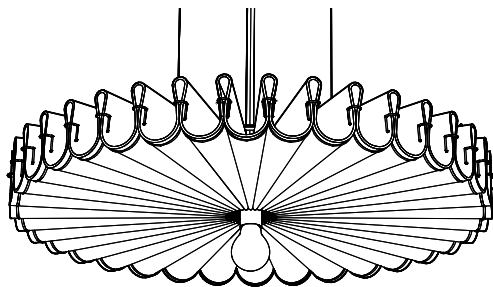


BuzziPleat Light Edel Long Quintet LED



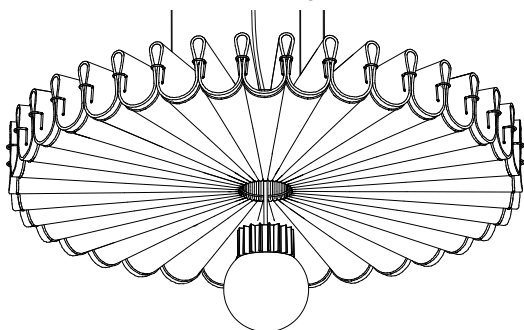
Weights

BuzziPleat Light Ripple Medium | Large BuzziSol Solo Retrofit



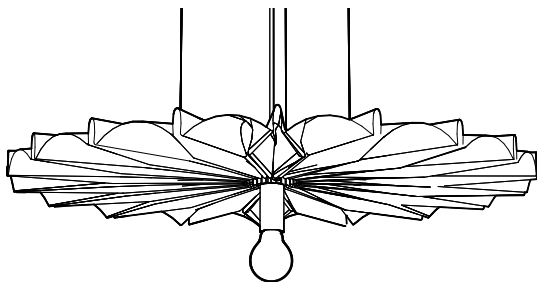
⚖ Medium: 13.89 lbs
Large: 26.46 lbs

BuzziPleat Light Ripple Medium | Large BuzziSol Solo LED



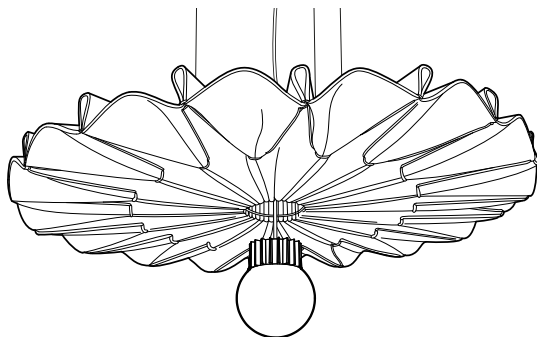
⚖ Medium: 14.77 lbs
Large: 27.34 lbs

BuzziPleat Light Edel Medium | Large BuzziSol Solo Retrofit



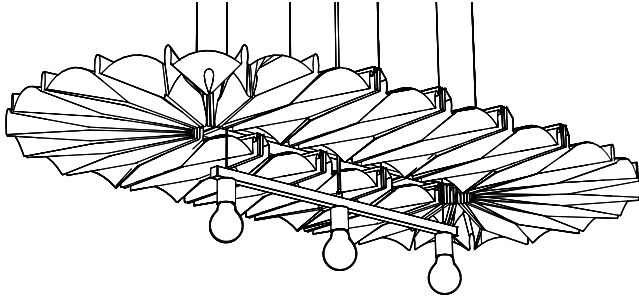
⚖ Medium: 11.68 lbs
Large: 22.05 lbs

BuzziPleat Light Edel Medium | Large BuzziSol Solo LED



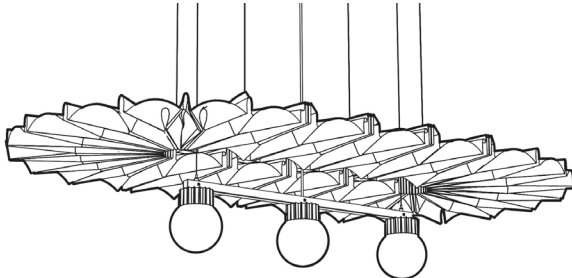
⚖ Medium: 12.57 lbs
Large: 22.93 lbs

BuzziPleat Light Edel Long Trio BuzziSol Trio Retrofit



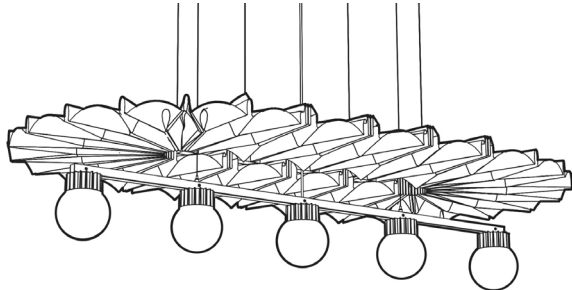
25.57 lbs

BuzziPleat Light Edel Long Trio BuzziSol Trio LED



30.86 lbs

BuzziPleat Light Edel Long Quintet BuzziSol Quintet LED



36.38 lbs

Fabrics

Felt

Composition 100% Recycled P.E.T. Felt, latex backing

Weight 1.000 g/m² | 29.49 oz/yd²


Abrasion resistance >7.000 Martindale

Flammability EU: EN 13501.1 + A1/2009 Class B-s1,d0
USA: ASTM E84 Class A certified


Fastness to light USA 5



FE-OffWhite 63*




FE-StoneGrey 67



FE-Anthracite 68*

*Extra layer BuzziFabric Possible

Fabric (45 colors)



Category A

Composition 70% Recycled Wool, 25% Recycled Polyacryl,
5% Recycled Other Fabrics

Weight 405 g/m² | 11.94 oz/yd²

Abrasion resistance 40.000 Martindale, 50,000 Wyzenbeek

Flammability EU: EN 1021.1/2006 | BS EN 1021.1/2006 (cigarette).
EN 1021.2/2006 | BS EN 1021.2/2006 (match)

USA: CAL TB 117 | ASTM E84 CLASS A

Fastness to light EU: 4 | USA 4

Fastness to rubbing EU: Wet 3-4 | Dry 4-5

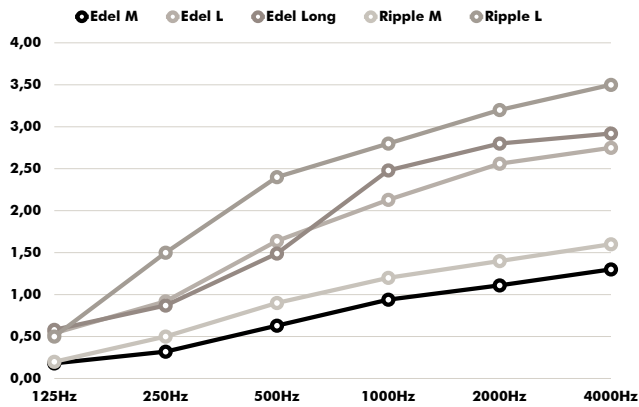
Fastness to crocking USA: Wet 5 | Dry 5



Acoustics

BuzziPleat Ceiling

Equivalent sound absorption area in m² per object



Hz	Edel M Aeq/m ²	Edel L Aeq/m ²	Edel Long M Aeq/m ²	Ripple M Aeq/m ²	Ripple L Aeq/m ²
125	0.18	0.54	0.58	0.20	0.50
250	0.32	0.92	0.87	0.50	1.50
500	0.63	1.64	1.49	0.90	2.40
1000	0.94	2.13	2.48	1.20	2.80
2000	1.11	2.56	2.80	1.40	3.20
4000	1.30	2.75	2.92	1.60	3.50